

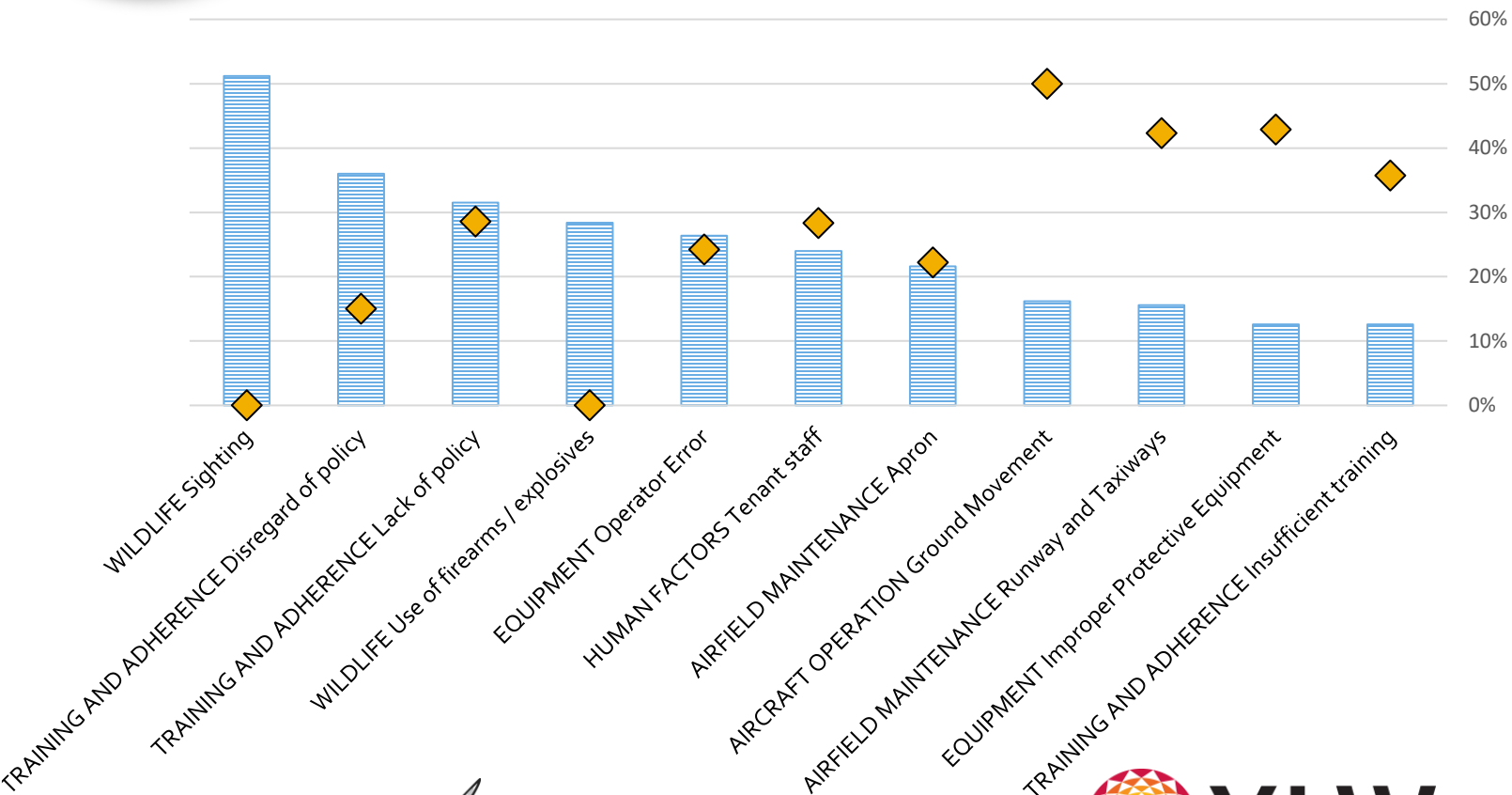
2023 YLW SAFETY OBJECTIVE: Improve safety culture, accountability, and communication of important safety issues to reduce airside incidents.

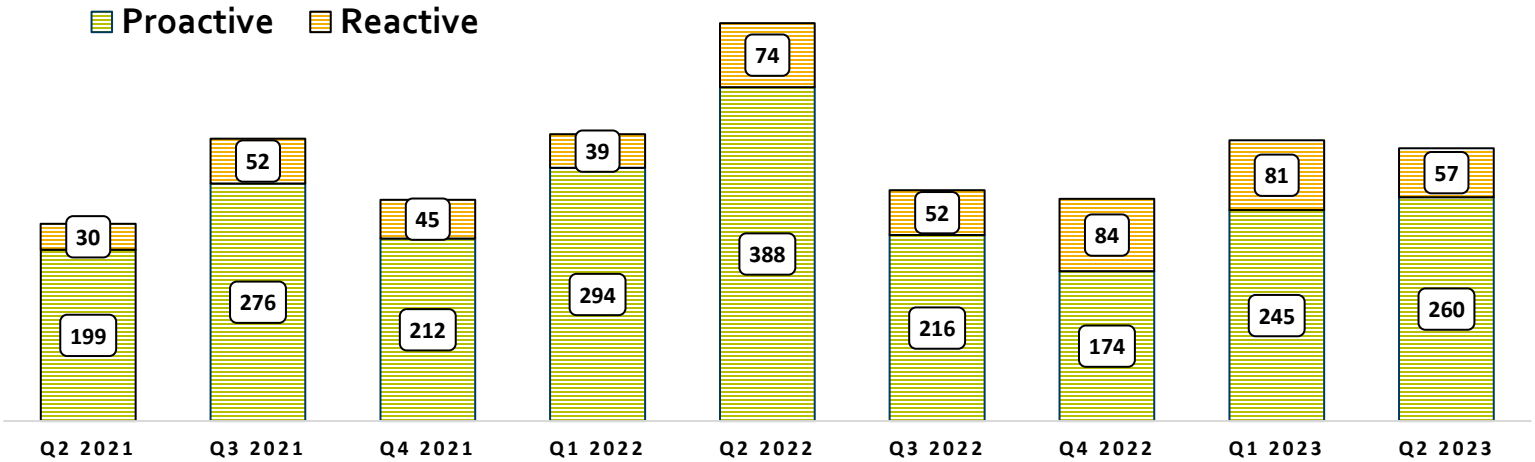
SAFETY PERFORMANCE INDICATORS (SPIs)

	YTD 2023	Q2 2023	SPI TARGET	2022
# Reports Airside	468	247		987
# Incidents Airside	90	42		132
% Incidents Airside	19% ✓	17%	<20%	13%
# Reports Insufficient Training	79	35		99
# Incidents Insufficient Training	29	10		41
% Incidents Insufficient Training	37% ✗	29%	<36%	41%
# Reports Construction	16	6		45
# Incidents Construction	6	1		16
% Incidents Construction	38% ✗	17%	<31%	36%
# Reports Aircraft Ground Movement	42	18		59
# Incidents Aircraft Ground Movement	26	9		31
% Incidents Aircraft Ground Movement	62% ✗	50%	<48%	53%


■ RISK INDEX Q2 2023

◆ INCIDENT % Q2 2023





LOCATION BREAKDOWN



Q2 SAFETY SPOTLIGHT – EQUIPMENT:

Equipment-related reports have seen a noticeable increase over the past year, with the **Operator Error** category having seen a **136%** increase from Q2 2022.

